



Troy School District

2010-2011

Budget Amendment

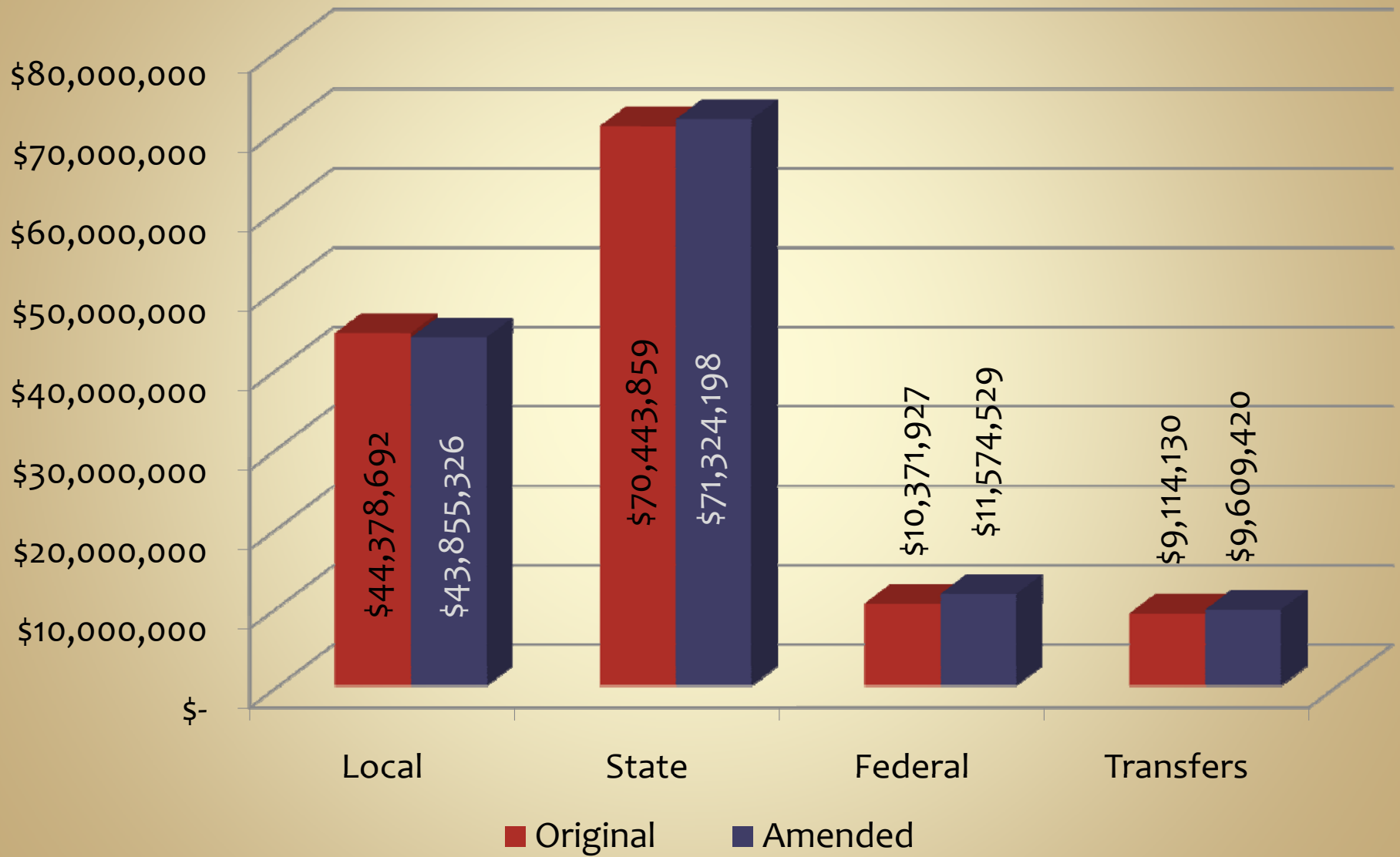
February 1, 2011



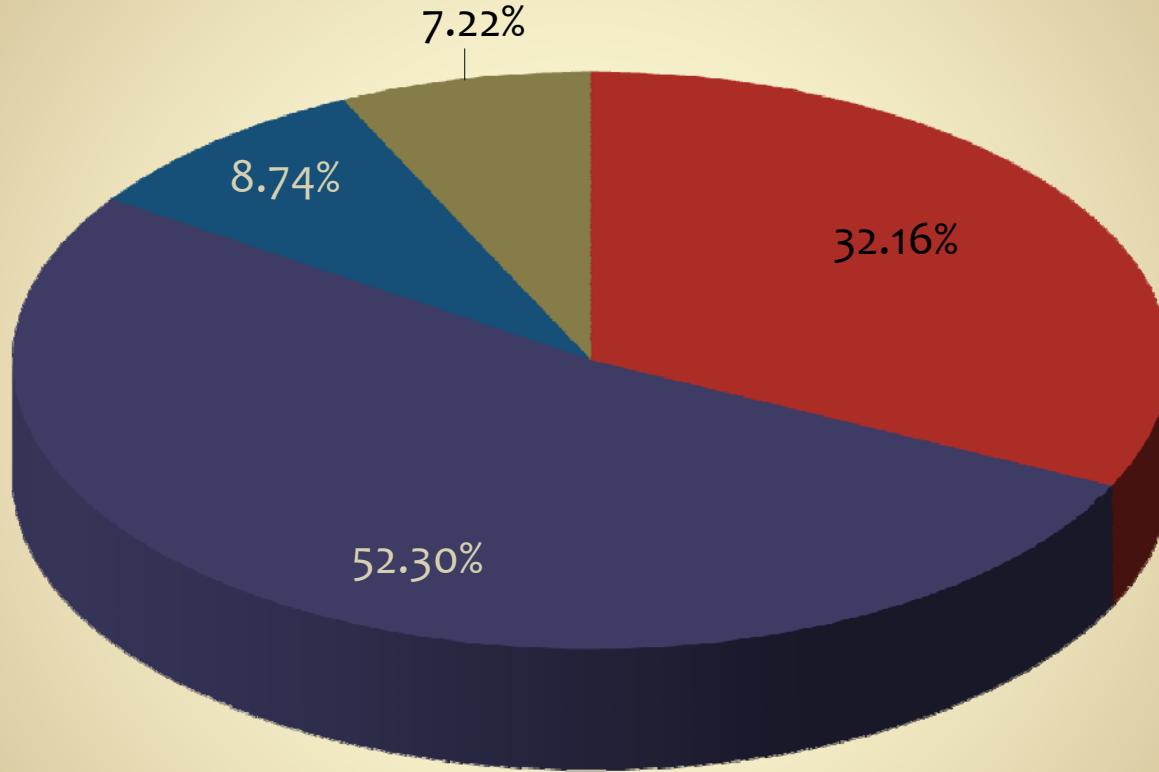
Troy School District General Fund 2010-2011 Amended Budget

	Approved Budget	Amended Budget
Revenues		
Local	\$ 44,378,692	\$ 43,855,326
State	70,443,859	71,324,198
Federal	10,371,927	11,574,529
Incoming Transfers	9,114,130	9,609,420
Total Revenues	\$ 134,308,608	\$ 136,363,473
Expenditures		
Instruction	\$ 91,039,810	\$ 90,876,599
Support Services	43,590,669	43,770,436
Community Service	990,196	1,080,960
Site Acquisition	25,000	25,000
Transfers & Other	147,830	144,830
Total Expenditures	\$ 135,793,505	\$ 135,897,825
Excess Revenues/Expenditures	(1,484,897)	465,648
Fund Balance, July 1, 2010	18,120,438	18,861,061
Fund Balance, June 30, 2011	\$ 16,635,541	\$ 19,326,709

General Fund 2010-2011 Amended Revenue Budget



General Fund 2010-2011 Amended Revenue Budget



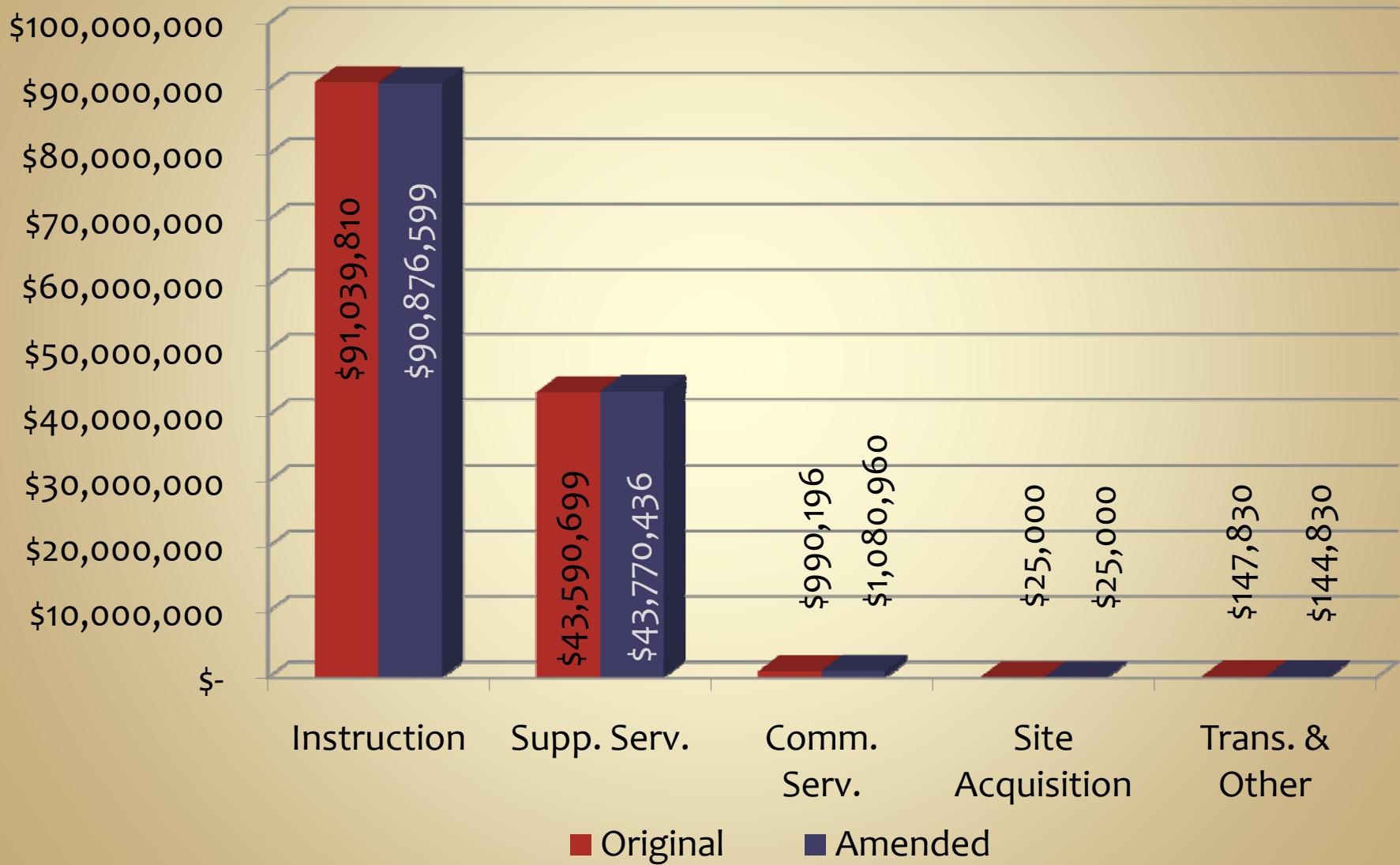
■ Local

■ State

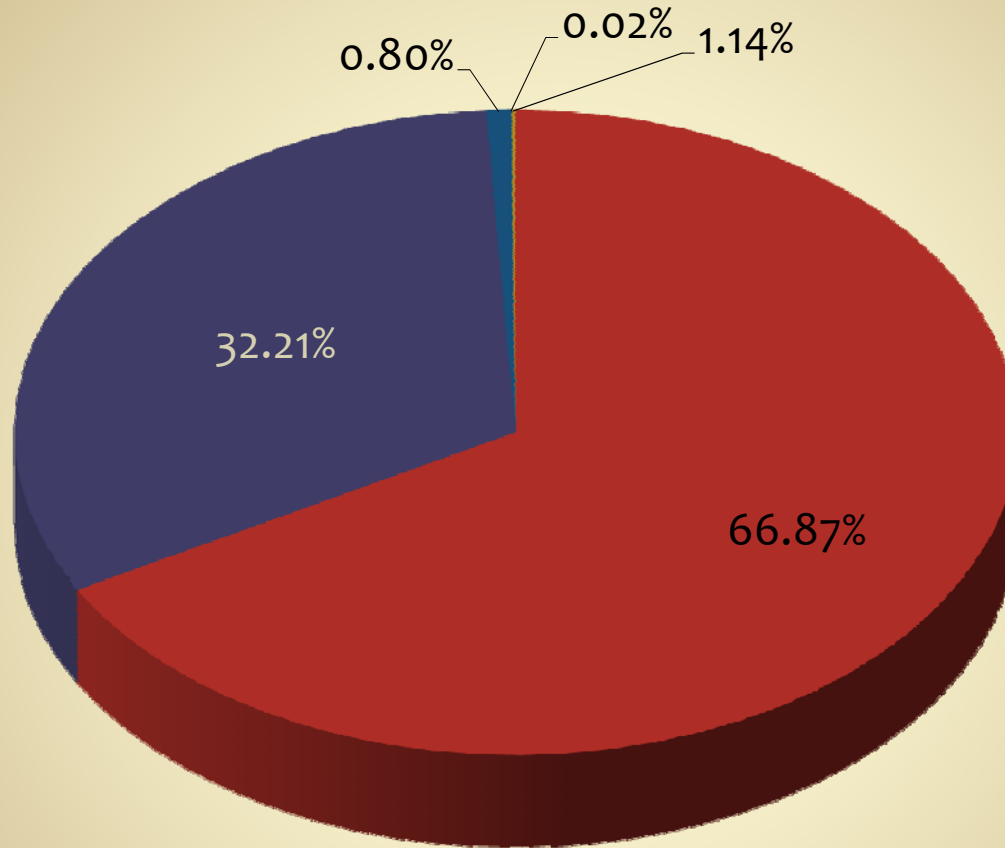
■ Federal

■ Transfers

General Fund 2010-2011 Amended Expenditure Budget



General Fund 2010-2011 Amended Expenditure Budget



■ Instruction

■ Supp. Serv.

■ Comm. Serv.

■ Site Acquisition

■ Trans. & Other



Troy School District Food Service Fund 2010-2011 Amended Budget

	Approved Budget	Amended Budget
Revenues		
Local	\$ 2,352,058	\$ 2,335,461
State	115,041	115,041
Federal	738,310	766,881
Incoming Transfers	-	-
Total Revenues	\$ 3,205,409	\$ 3,217,383
Expenditures		
Salaries	\$ 2,171	\$ 2,171
Benefits	1,955	1,955
Purchased Services	1,687,729	1,687,729
Supplies/Materials	1,341,153	1,341,153
Capital Outlay	-	-
Other Expenditures	5,800	5,800
Outgoing Transfers	254,810	254,810
Total Expenditures	\$ 3,293,618	\$ 3,293,618
Excess Revenues/Expenditures	(88,209)	(76,235)
Fund Balance, July 1, 2010	925,233	666,012
Fund Balance, June 30, 2011	\$ 837,024	\$ 589,777



Troy School District Community Ed Fund 2010-2011 Amended Budget

	Approved Budget	Amended Budget
Revenues		
Local	\$ 1,940,397	\$ 1,906,978
State	-	-
Federal	-	-
Incoming Transfers	-	-
Total Revenues	\$ 1,940,397	\$ 1,906,978
Expenditures		
Salaries	\$ 945,051	\$ 860,196
Benefits	434,688	401,505
Purchased Services	296,586	489,568
Supplies/Materials	88,302	94,402
Capital Outlay	-	-
Other Expenditures	1,910	1,931
Outgoing Transfers	385,522	388,881
Total Expenditures	\$ 2,152,059	\$ 2,236,483
Excess Revenues/Expenditures	(211,662)	(329,505)
Fund Balance, July 1, 2010	1,103,654	1,373,018
Fund Balance, June 30, 2011	\$ 891,992	\$ 1,043,513



Troy School District Consolidated Special Revenue Funds 2010-2011 Amended Budget

	Approved Budget	Amended Budget
Revenues		
Local	\$ 4,292,455	\$ 4,242,439
State	115,041	115,041
Federal	738,310	766,881
Incoming Transfers	-	-
Total Revenues	\$ 5,145,806	\$ 5,124,361
Expenditures		
Salaries	\$ 947,222	\$ 862,367
Benefits	436,643	403,460
Purchased Services	1,984,315	2,177,297
Supplies/Materials	1,429,455	1,435,555
Capital Outlay	-	-
Other Expenditures	7,710	7,731
Outgoing Transfers	640,332	643,691
Total Expenditures	\$ 5,445,677	\$ 5,530,101
Excess Revenues/Expenditures	(299,871)	(405,740)
Fund Balance, July 1, 2010	7,639,053	2,039,030
Fund Balance, June 30, 2011	\$ 7,339,182	\$ 1,633,290



Troy School District Debt Funds 2010-2011 Amended Budget

	Approved Budget	Amended Budget
Revenues		
Property Tax Levy	\$ 18,761,527	\$ 18,197,492
Earnings on Investments	17,200	5,022
Other	137,365	134,015
Total Revenues	\$ 18,916,092	\$ 18,336,529
Expenditures		
Principal	\$ 11,925,000	\$ 11,925,000
Interest	6,350,200	6,350,200
Fees and Expenses	177,500	187,502
Outgoing Transfers	137,365	134,015
Total Expenditures	\$ 18,590,065	\$ 18,596,717
Excess Revenues/Expenditures	326,027	(260,188)
Fund Balance, July 1, 2010	946,534	780,922
Fund Balance, June 30, 2011	\$ 1,272,561	\$ 520,734



Troy School District Capital Projects Fund 2010-2011 Amended Budget

	Approved Budget	Amended Budget
Revenues		
Earnings on Investments	\$ 60,000	\$ 6,000
Other	-	-
Total Revenues	\$ 60,000	\$ 6,000
Expenditures		
Purchased Services	\$ 30,750	\$ 30,750
Capital Outlay	7,185,370	7,185,370
Other	-	-
Total Expenditures	\$ 7,216,120	\$ 7,216,120
Excess Revenues/Expenditures	(7,156,120)	(7,210,120)
Fund Balance, July 1, 2010	8,441,765	8,229,662
Fund Balance, June 30, 2011	\$ 1,285,645	\$ 1,019,542



Troy School District Internal Service Fund 2010-2011 Amended Budget

	Approved Budget	Amended Budget
Revenues		
Earnings on Investments	\$ 16,000	\$ 16,000
Other	104,000	104,000
Total Revenues	\$ 120,000	\$ 120,000
Expenditures		
Benefits	\$ 120,000	\$ 120,000
Transfers Out	-	-
Other	-	-
Total Expenditures	\$ 120,000	\$ 120,000
Excess Revenues/Expenditures	-	-
Fund Balance, July 1, 2010	33,531	-
Fund Balance, June 30, 2011	\$ 33,531	\$ -