



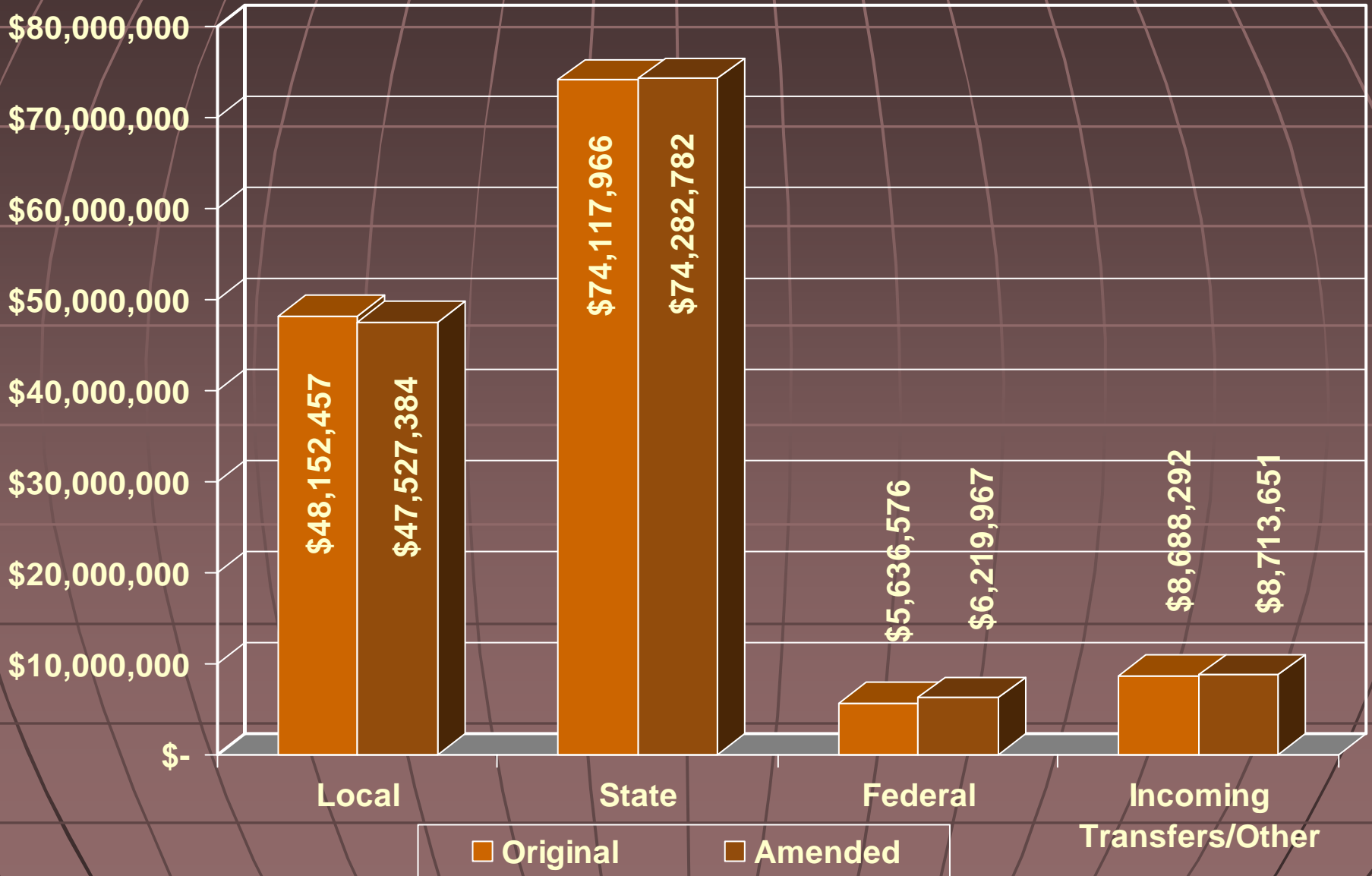
Troy School District

2008-2009

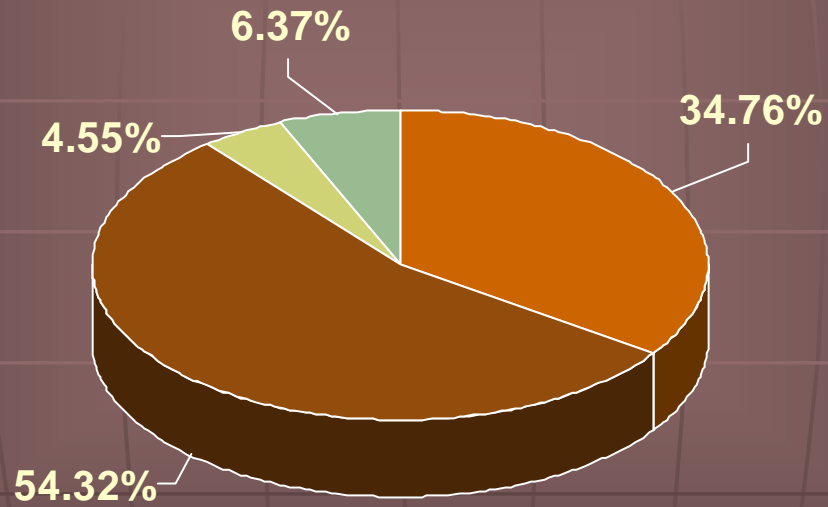
Budget Amendment

February 3, 2009

General Fund 2008-2009 Amended Revenue Budget



General Fund 2008-2009 Amended Revenue Budget



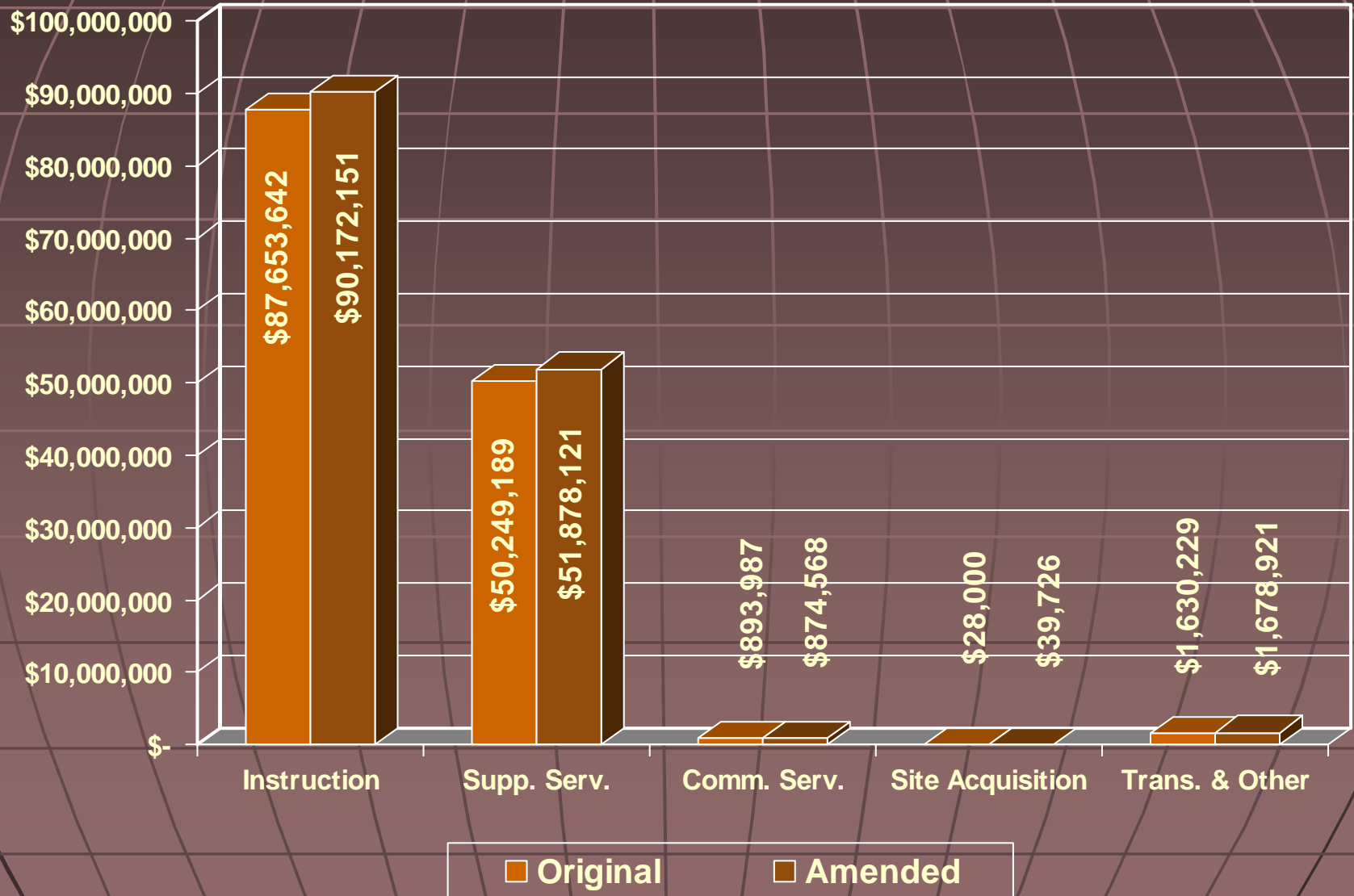
Local

State

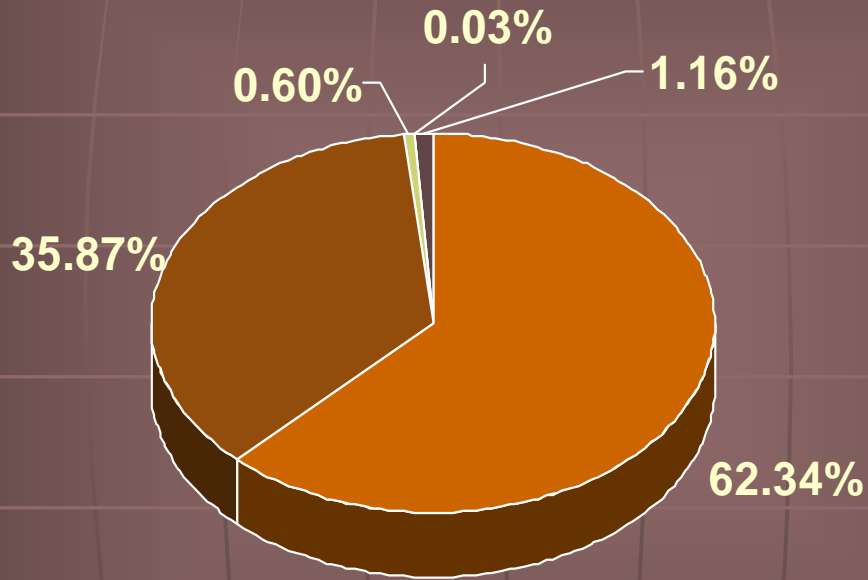
Federal

Transfers

General Fund 2008-2009 Amended Expenditure Budget



General Fund 2008-2009 Amdended Expenditure Budget



■ Instruction

■ Supp. Serv.

■ Comm. Serv.

■ Site Acquisition

■ Trans. & Other



Troy School District Community Ed Fund 2008-2009 Amended Budget

	Approved Budget 2008-2009		Amended Budget 2008-2009
Revenues			
Local	2,256,400	\$	2,240,059
State	-		-
Federal	-		-
Incoming Transfers	-		-
Total Revenues	2,256,400	\$	2,240,059
Expenditures			
Salaries	1,178,533		1,219,897
Benefits	492,913		498,891
Purchased Services	181,547		227,949
Supplies/Materials	51,585		69,064
Capital Outlay	-		3,000
Other Expenditures	5,530		5,710
Outgoing Transfers	92,733		98,503
Total Expenditures	2,002,841		2,123,014
Excess Revenues/Expenditures	253,559		117,045
Fund Balance, July 1, 2008	707,650		846,530
Fund Balance, June 30, 2009	961,209		963,575



Troy School District Durant Fund 2008-2009 Amended Budget

	Approved Budget 2008-2009		Amended Budget 2008-2009
Revenues			
Local	175,000	\$	100,000
State	-		-
Federal	-		-
Incoming Transfers	-		-
Total Revenues	175,000	\$	100,000
Expenditures			
Salaries	-		-
Benefits	-		-
Purchased Services	20,000		13,742
Supplies/Materials	-		6,258
Capital Outlay	-		-
Other Expenditures	-		-
Outgoing Transfers	155,000		100,000
Total Expenditures	175,000		120,000
Excess Revenues/Expenditures	-		(20,000)
Fund Balance, July 1, 2008	5,610,166		5,610,166
Fund Balance, June 30, 2009	5,610,166		5,590,166



Troy School District Food Service Fund 2008-2009 Amended Budget

	Approved Budget 2008-2009		Amended Budget 2008-2009
Revenues			
Local	2,839,231	\$	2,839,231
State	108,951		108,951
Federal	413,669		413,669
Incoming Transfers	-		-
Total Revenues	3,361,851	\$	3,361,851
Expenditures			
Salaries	911,866		939,939
Benefits	329,976		346,972
Purchased Services	142,845		143,031
Supplies/Materials	1,941,165		1,941,460
Capital Outlay	29,991		31,469
Other Expenditures	2,875		2,829
Outgoing Transfers	197,701		207,092
Total Expenditures	3,556,419		3,612,792
Excess Revenues/Expenditures	(194,568)		(250,941)
Fund Balance, July 1, 2008	957,083		965,038
Fund Balance, June 30, 2009	762,515		714,097



Troy School District Athletic Fund 2008-2009 Amended Budget

	Approved Budget 2008-2009		Amended Budget 2008-2009
Revenues			
Local	234,500	\$	195,540
State	-		-
Federal	-		-
Incoming Transfers	1,608,117		1,655,921
Total Revenues	1,842,617	\$	1,851,461
Expenditures			
Salaries	935,041		731,558
Benefits	260,989		209,761
Purchased Services	395,311		652,482
Supplies/Materials	200,895		207,697
Capital Outlay	8,705		6,637
Other Expenditures	41,676		43,326
Outgoing Transfers	-		-
Total Expenditures	1,842,617		1,851,461
Excess Revenues/Expenditures	-		-
Fund Balance, July 1, 2008	-		-
Fund Balance, June 30, 2009	-		-



Troy School District Consolidated Special Revenue Funds 2008-2009 Amended Budget

	Approved Budget 2008-2009	Amended Budget 2008-2009
Revenues		
Local	5,505,131	\$ 5,374,830
State	108,951	108,951
Federal	413,669	413,669
Incoming Transfers	1,608,117	1,655,921
Total Revenues	7,635,868	\$ 7,553,371
Expenditures		
Salaries	3,025,440	2,891,394
Benefits	1,083,878	1,055,624
Purchased Services	739,703	1,037,204
Supplies/Materials	2,193,645	2,224,479
Capital Outlay	38,696	41,106
Other Expenditures	50,081	51,865
Outgoing Transfers	445,434	405,595
Total Expenditures	7,576,877	7,707,267
Excess Revenues/Expenditures	58,991	(153,896)
Fund Balance, July 1, 2008	7,274,899	7,421,734
Fund Balance, June 30, 2009	7,333,890	7,267,838



Troy School District Debt Funds 2008-2009 Amended Budget

	Approved Budget 2008-2009	Amended Budget 2008-2009
Revenues		
Property Tax Levy	18,214,338	\$ 18,164,934
Earnings on Investments	210,000	122,301
Other	-	371,432
Total Revenues	18,424,338	\$ 18,658,667
Expenditures		
Principal	11,035,000	11,035,000
Interest	7,336,100	7,336,100
Fees and Expenses	72,000	518,432
Total Expenditures	18,443,100	18,889,532
Excess Revenues/Expenditures	(18,762)	(230,865)
Fund Balance, July 1, 2008	1,452,615	1,734,957
Fund Balance, June 30, 2009	1,433,853	1,504,092



Troy School District Capital Projects Fund 2008-2009 Amended Budget

	Approved Budget 2008-09	Amended Budget 2008-09
Revenues		
Earnings on Investments	652,910	652,910
Other	-	-
Total Revenues	<u>652,910</u>	<u>652,910</u>
Expenditures		
Purchased Services	877,127	663,859
Capital Outlay	10,904,031	11,151,366
Other	-	-
Total Expenditures	<u>11,781,158</u>	<u>11,815,225</u>
Excess Revenues/(Expenditures)	(11,128,248)	(11,162,315)
Fund Balance, July 1, 2008	<u>20,641,448</u>	<u>21,435,016</u>
Fund Balance, June 30, 2009	\$ 9,513,200	\$ 10,272,701