

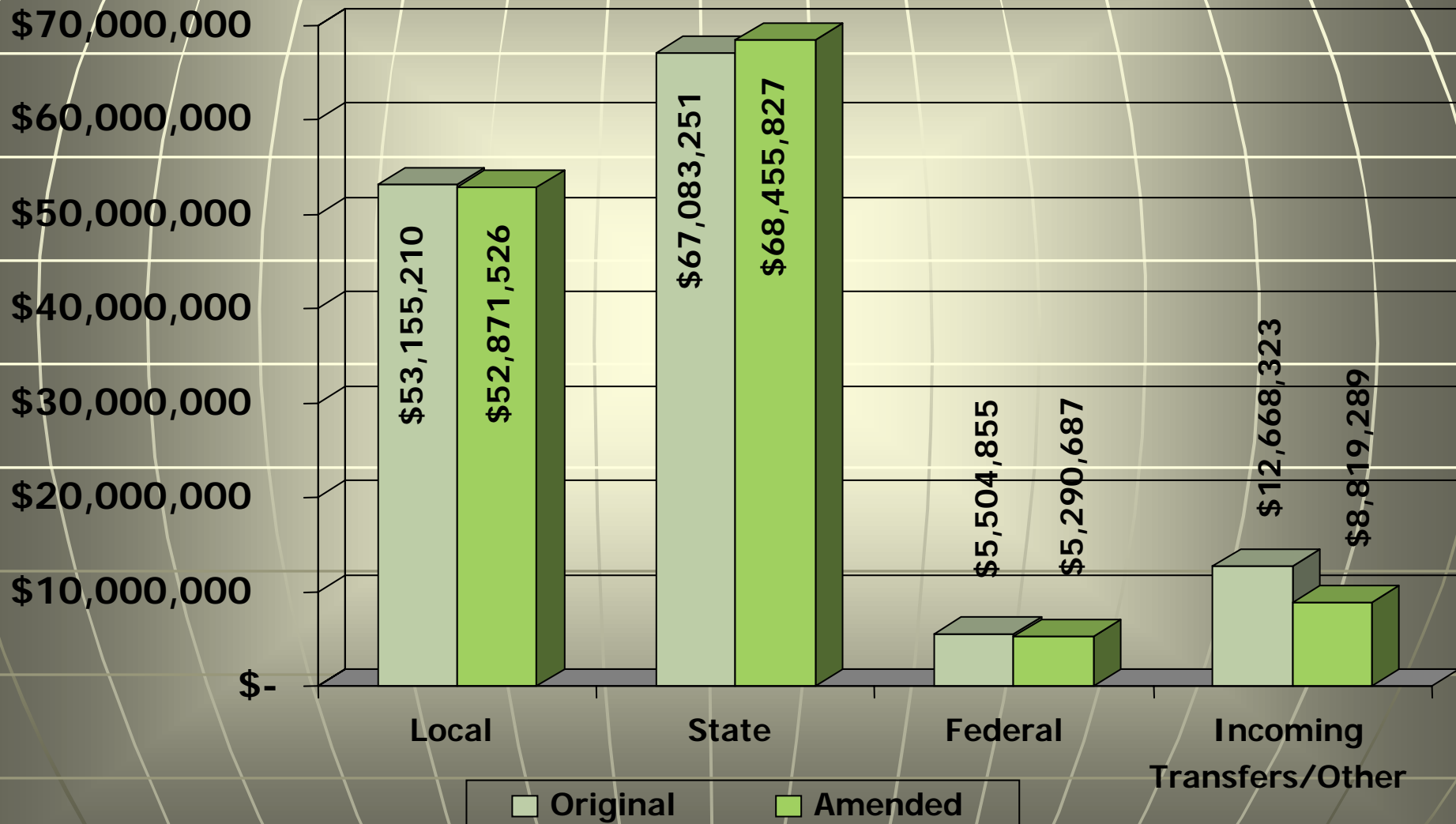


2007-2008

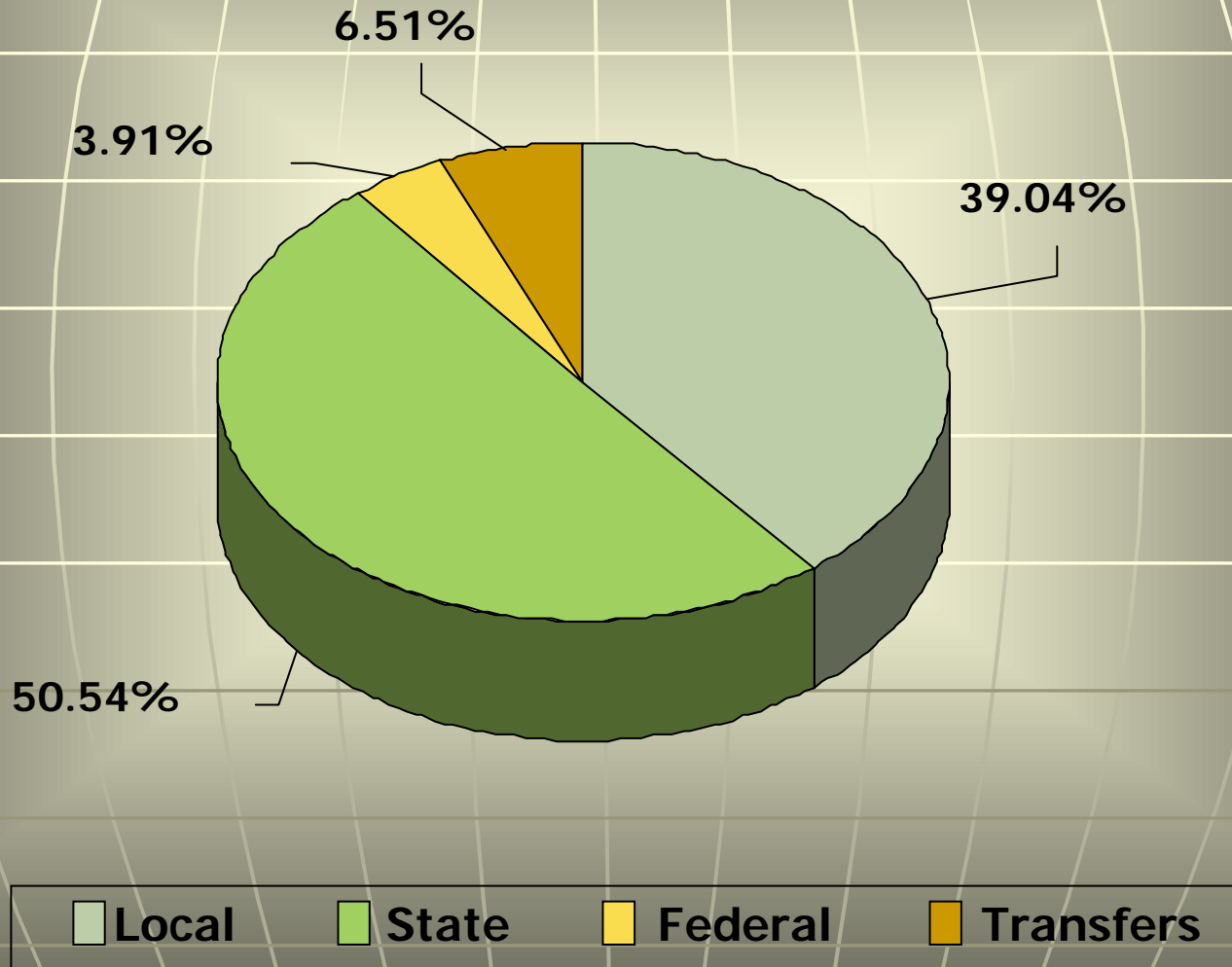
Budget Amendment

February 5, 2008

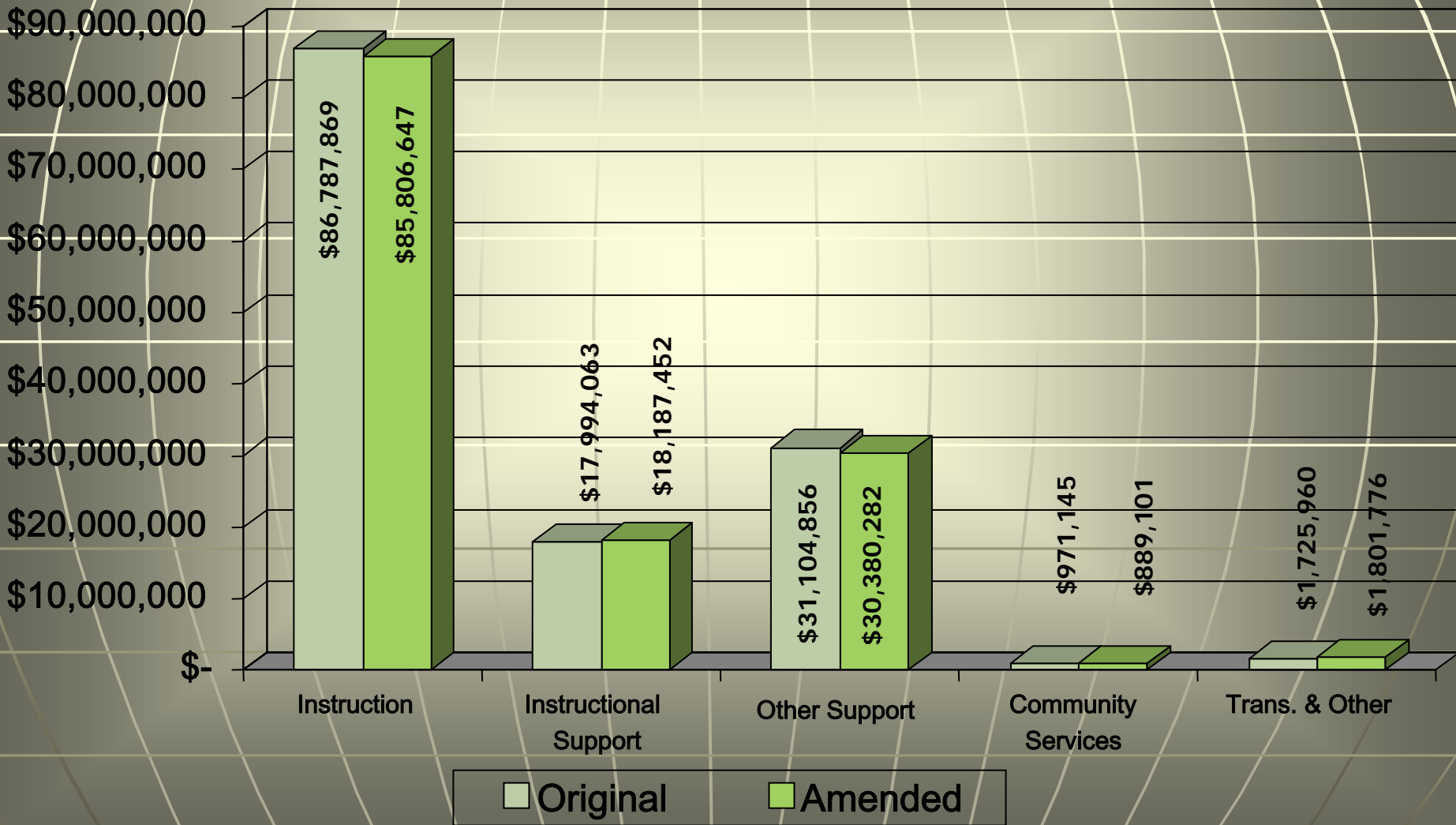
Troy School District General Fund 2007-2008 Amended Revenues Budget



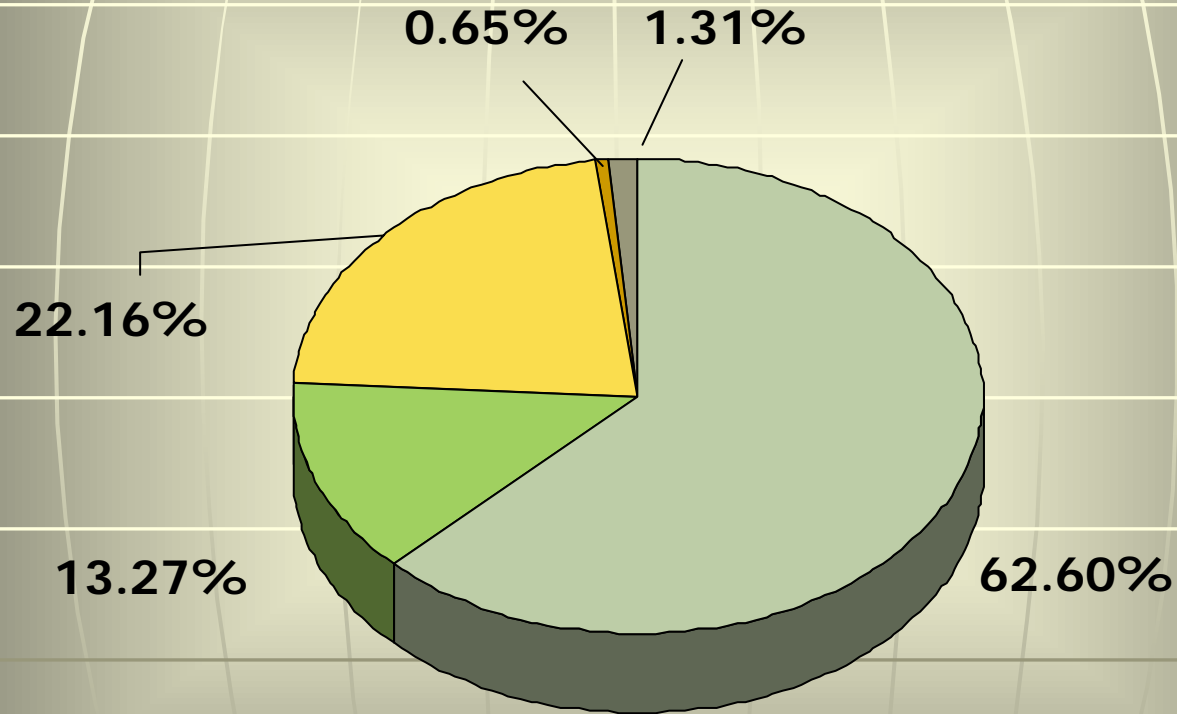
Troy School District General Fund 2007-2008 Amended Revenues



Troy School District General Fund 2007-2008 Amended Expenditures



Troy School District General Fund 2007-2008 Amended Expenditures



 Instruction

 Instructional Support

 Other Support

 Community Services

 Transfers & Other

Troy School District Consolidated Special Revenue Funds 2007-2008 Amended Revenues Budget



| | ORIGINAL BUDGET 2007-08 | AMENDED BUDGET 2007-08 |
|-----------------------|--|---------------------------------------|
| REVENUES | | |
| LOCAL | \$ 5,490,822 | \$ 5,594,371 |
| STATE | 98,378 | 108,951 |
| FEDERAL | 393,019 | 413,669 |
| INCOMING TRANSFERS | 1,750,960 | 1,748,084 |
| TOTAL REVENUES | \$ 7,733,179 | \$ 7,865,075 |



Troy School District Consolidated Special Revenue Funds 2007-2008 Amended Expenditures Budget

| EXPENDITURES | ORIGINAL BUDGET 2007-08 | AMENDED BUDGET 2007-08 |
|------------------------------------|--|---------------------------------------|
| SALARIES | \$ 3,242,479 | \$ 3,161,328 |
| BENEFITS | 1,235,568 | 1,119,568 |
| PURCHASED SERVICES | 529,339 | 665,060 |
| SUPPLIES/MATERIALS | 2,120,461 | 2,101,161 |
| CAPITAL OUTLAY | 8,705 | 8,705 |
| OTHER EXPENDITURES | 50,577 | 50,577 |
| OUTGOING TRANSFERS | 561,569 | 600,572 |
| TOTAL EXPENDITURES | 7,748,698 | 7,706,971 |
| EXCESS REVENUES/(EXPEND) | (15,519) | 158,104 |
| FUND BALANCE, JULY 1, 2007 | 6,842,287 | 7,118,251 |
| FUND BALANCE, JUNE 30, 2008 | \$ 6,826,768 | \$ 7,276,355 |



Troy School District Debt Funds 2007-2008 Amended Revenues Budget

| | ORIGINAL BUDGET 2007-08 | AMENDED BUDGET 2007-08 |
|-------------------------|--|---------------------------------------|
| REVENUES | | |
| PROPERTY TAX LEVY | \$ 18,228,682 | \$ 18,232,737 |
| EARNINGS ON INVESTMENTS | 160,000 | 175,000 |
| OTHER | - | - |
| TOTAL REVENUES | \$ 18,388,682 | \$ 18,407,737 |

Troy School District Debt Funds 2007-2008 Amended Expenditures Budget



| | ORIGINAL BUDGET 2007-08 | AMENDED BUDGET 2007-08 |
|--|--|---------------------------------------|
| EXPENDITURES | | |
| PRINCIPAL | \$ 10,165,000 | \$ 10,165,000 |
| INTEREST | 7,731,789 | 7,731,789 |
| FEES AND EXPENSES | 72,000 | 72,000 |
| TOTAL EXPENDITURES | <u>17,968,789</u> | <u>17,968,789</u> |
| EXCESS REVENUES/ (EXPENDITURES) | 419,894 | 438,948 |
| FUND BALANCE, JULY 1, 2007 | <u>988,220</u> | <u>1,010,125</u> |
| FUND BALANCE, JUNE 30, 2008 | \$ 1,408,114 | \$ 1,449,073 |



Troy School District Capital Projects Funds 2007-2008 Amended Budget

| | ORIGINAL BUDGET 2007-08 | AMENDED BUDGET 2007-08 |
|--|-------------------------------|------------------------------|
| REVENUES | | |
| EARNINGS ON INVESTMENTS | 2,500,000 | 2,500,000 |
| OTHER | - | - |
| TOTAL REVENUES | <u>2,500,000</u> | <u>2,500,000</u> |
| EXPENDITURES | | |
| PURCHASED SERVICES | 3,029,706 | 3,593,810 |
| CAPITAL OUTLAY | 32,894,030 | 29,965,386 |
| OTHER | 35,898 | 18,600 |
| TOTAL EXPENDITURES | <u>35,959,634</u> | <u>33,577,796</u> |
| EXCESS REVENUES/ (EXPENDITURES) | (33,459,634) | (31,077,796) |
| FUND BALANCE, JULY 1, 2007 | <u>49,081,935</u> | <u>48,761,668</u> |
| FUND BALANCE, JUNE 30, 2008 | \$ 15,622,301 | \$ 17,683,872 |